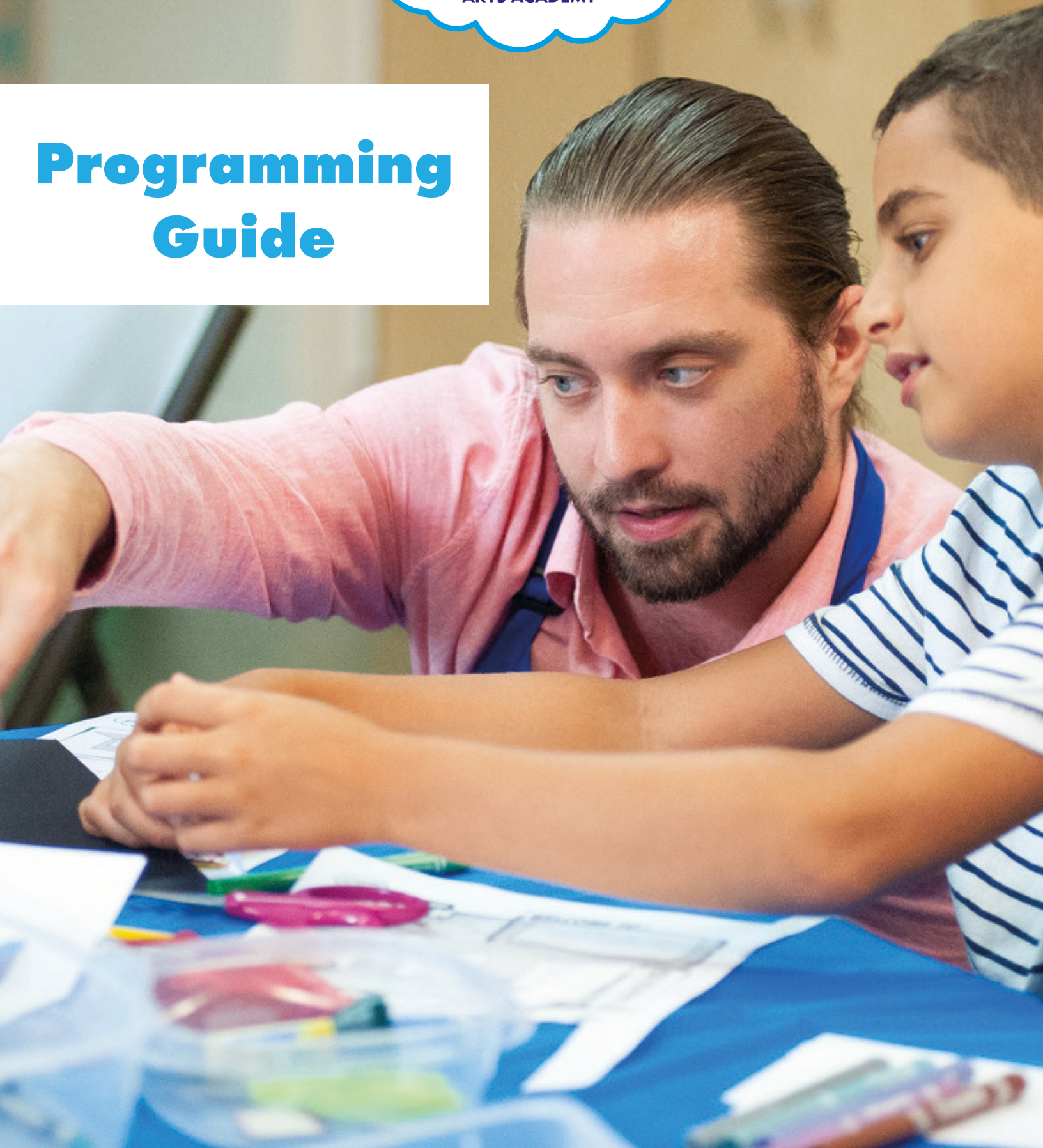





Programming Guide





Crayola® Imagine Arts Academy™ was developed as a collaborative effort between Mad Science and Crayola in order to bring “Art with Purpose” to kids everywhere. Our mission is to inspire children through art by developing their creativity and critical thinking. We fully believe that art and education can make this world a better place for the next generation. We aim to nurture kids’ innate creative spirits while exposing them to the different facets of our dynamic world. We introduce them to cultural diversity and give them child-friendly information about real-world topics like wildlife conservation and design careers, all while teaching them foundational art techniques and guiding them through fun and topically-relevant art projects.




Table of Contents

AREAS OF PROGRAMMING	6
AFTER-SCHOOL PROGRAMS AND WORKSHOPS	6
BIRTHDAY PARTIES	6
CAMPS AND SUMMER AND VACATION PROGRAMS	6
AFTER-SCHOOL PROGRAMS AND WORKSHOPS	7
World of Design - Think it! Draw it! Make it!	8
Comic Book Heroes: Costume Fashion Design	8
Futureville: Urban Design	8
Game On: Board Game Design	8
Mars Habitat: Architectural Design	8
Picture Perfect: Movie Poster Design	9
Pitch Your Product: Practical Product Design	9
Universal Treehouse: Universal Accessible Design	9
Wild Animation: Animation Design	9
ARTIST'S PASSPORT - Travel the World through Art!	10
Aboriginal Dot Art: Australia	10
Animal Sculptures: Mexico	10
Block Printing: Europe	10
Imperial Jeweled Eggs	10
Mud Art: Africa	11
Rattle Drums: China	11
Tiki Masks: Polynesia	11
Truck Art: Pakistan	11
WILD WORLD - The Art of Conservation	12
Coiled Turtles: Sheltering Shells	12
Dancing Jellyfish: Ocean Aid	12
Elephant Silhouettes: Saving the Savanna	12
Lion Sculptures: Protecting the Pride	12
Polar Bear Models: Arctic Awareness	13
Slithering Snakes: Rescuing Reptiles	13
Speckled Frogs: Amphibian Alliance	13
Watercolor Sharks and Fish: Safeguarding the Sea	13
ARTBLAZERS - Artists Who Changed the World	14
Art for the People: Inspired by Keith Haring	14
Creative Kids: Inspired by YOU!	14
Cut and Paste: Inspired by Hannah Höch	14
Magic Self-Portraits: Inspired by Frida Kahlo	14
Picture Peace: Inspired by Pablo Picasso	15

Pop Art: Inspired by Andy Warhol	15
Story Quilts: Inspired by Faith Ringgold	15
Wishing Trees: Inspired by Yoko Ono	15
LEGENDS AND LORE - Unleashing Creativity through Myths and Mystery	16
Cave Crawlers: The Grootslang	16
Clay Guardians: The Golem	16
Creatures of the Deep: The Kraken	16
Fantastic Tales: My Creature	16
Lake Serpents	17
Prowling Tricksters: The Manticore	17
Sea to Sky: The Kung Peng	17
Wide-Eyed Giants: The Cyclops	17
Wings Ablaze: The Phoenix	17
Wooly Wonders: The Yeti and Sasquatch	17
BIRTHDAY PARTIES	18
Magical Creatures: Dragons and Unicorns	19
Animal Emojis: Expressive Sculptures	19
Pillow Prints: Design Your Dreams	19
CAMPS AND SUMMER AND VACATION PROGRAMS	20
World of Design - Think it! Draw it! Make it!	21
Comic Book Heroes: Costume Fashion Design	21
Custom Cards: Greeting Card Design	21
Futureville: Urban Design	21
Game On: Board Game Design	21
Mars Habitat: Architectural Design	22
My Style: Fashion Design	22
Picture Perfect: Movie Poster Design	22
Pitch Your Product: Practical Product Design	22
Universal Treehouse: Universal Accessible Design	22
Wild Animation: Animation Design	22
ARTIST'S PASSPORT - Travel the World through Art!	23
Aboriginal Dot Art: Australia	23
Animal Sculptures: Mexico	23
Block Printing: Europe	23
Fish Printing: Japan	23
Imperial Jeweled Eggs	24
Mud Art: Africa	24
Pacific Coast Art: Pacific Northwest	24
Rattle Drums: China	24

Tiki Masks: Polynesia	24
Truck Art: Pakistan	24
WILD WORLD - The Art of Conservation	25
Coiled Turtles: Sheltering Shells	25
Dancing Jellyfish: Ocean Aid	25
Elephant Silhouettes: Saving the Savanna	25
Hanging with Orangutans: Friends of the Forest	25
Lion Sculptures: Protecting the Pride	26
Owl Collage: Helping and Healing	26
Polar Bear Models: Arctic Awareness	26
Slithering Snakes: Rescuing Reptiles	26
Speckled Frogs: Amphibian Alliance	26
Watercolor Sharks and Fish: Safeguarding the Sea	26
ARTBLAZERS - Artists Who Changed the World	27
Art for the People: Inspired by Keith Haring	27
Creating Hope: Inspired by Humanity	27
Creative Kids: Inspired by YOU!	27
Cut and Paste: Inspired by Hannah Höch	27
Magic Self-Portraits: Inspired by Frida Kahlo	28
Picture Peace: Inspired by Pablo Picasso	28
Pop Art: Inspired by Andy Warhol	28
Project Planet: Inspired by Nature	28
Story Quilts: Inspired by Faith Ringgold	28
Wishing Trees: Inspired by Yoko Ono	28
LEGENDS AND LORE - Unleashing Creativity through Myths and Mystery	29
Cave Crawlers: The Grootslang	29
Clay Guardians: The Golem	29
Creatures of the Deep: The Kraken	29
Fantastic Tales: My Creature	29
Lake Serpents	30
Prowling Tricksters: The Manticore	30
Sea to Sky: The Kung Peng	30
Wide-Eyed Giants: The Cyclops	30
Wings Ablaze: The Phoenix	30
Woolly Wonders: The Yeti and Sasquatch	30

AREAS OF PROGRAMMING

We aim to help kids discover empathy and understanding through our after-school programs, camps, birthday parties, and community-based workshops, while creating beautiful masterpieces.

AFTER-SCHOOL PROGRAMS AND WORKSHOPS

Our after-school programs teach art techniques and cultural diversity, and cover real-world topics like conservation and design careers. We provide a perfect break between school and homework with these unique and topically-relevant art projects, while also allowing kids to explore their innate creative spirits!

All after-school program classes can also be adapted as individual one-hour school workshops.

We also deliver custom programs for scouting troops, libraries, community and recreation centers, and other local institutions.

BIRTHDAY PARTIES

We're here to make sure that a child's Birthday Party is a one-stop awesome experience! Our parties include creative themed projects, plus add-on experiences which can include cotton candy making and spin art fun. We make special memories while encouraging the development of children's creative self-expression.

CAMPS AND SUMMER AND VACATION PROGRAMS

Our camps keep kids engaged and learning even when they are not in school. They are as fun as they are educational! They keep kids inspired and asking questions; no summer brain drain here! What's more, they inspire empathy and understanding.

AFTER-SCHOOL PROGRAMS AND WORKSHOPS

Learning doesn't have to stop after the bell rings! Crayola Imagine Arts Academy after-school programs and workshops are educational and fun. Our hands-on, one-hour, 8-week art programs are themed around a wide range of creative topics – from cultural diversity to mythology, from design careers to conservation – we inspire children's curiosity about the world around them.

Students create a different thematic art project every class. They will also take home Crayola art supplies that allow them to build on their in-class projects at home.

All after-school program classes can also be adapted as individual one-hour school workshops.






WORLD OF DESIGN - Think it! Draw it! Make it!

Journey to the farthest reaches of the imagination while learning about the ocean, the rainforest, Mars, a futuristic city, and more! Children learn many art techniques, such as sculpting and storyboarding, while discovering design careers like graphic design and universal design.

The IDEA Design Process is a key part of this program. In each class, children Identify a problem, Define their needs, Explore their ideas and materials, and finally Assess their designs.



Comic Book Heroes: Costume Fashion Design

We're dressing up our very own superhero! Children create superheroes with mixed media to kick-start the ultimate comic

book star and tell a cool story!

Children learn fashion design and comic book illustration in this class. They use design thinking to create a new superhero with a costume that reflects their superpowers. They practice planning, drawing, and collage-making skills to design the different elements of the suit.



Futureville: Urban Design

We're designing a city of the future! Our mission is to create a pop-up vision of a future metropolis whose citizens get around safely on foot, on

wheels, and in flight!

In this creative hands-on project, children learn about urban design. They use planning, drawing, and layout skills to create their city model concepts. They explore the best ways to arrange buildings and transportation systems in a future city!




Game On: Board Game Design

Let's create a board game that teaches players about the wonders of ocean life! At the end of class, children can take

their games home to play with friends and family.

This class is all about board game design. Children will brainstorm, sketch, build, test, and improve their game designs. They will develop planning, drawing, and sculpting skills, while thinking about theming and game strategy, to engage in hands-on creativity and design.



Mars Habitat: Architectural Design

Our mission is to design a habitat for a Martian colony. Children will explore architectural design to imagine

a practical home for people living on Mars. Then, they will create their own 3-D models.

Children learn the basics of architecture and sculpture in this class. They develop concepts for a habitat on Mars. Then they use sketching and sculpting techniques to create their Martian habitat models



Picture Perfect: Movie Poster Design

We have been challenged to create a poster to promote a movie. Children will learn and experiment with the elements

of graphic design to create exciting, eye-catching posters.

Children will be introduced to basic graphic design principles in this class. They use design thinking to brainstorm, sketch, and evaluate movie poster concepts, applying planning and layout skills to tell a story with a single image!




Pitch Your Product: Practical Product Design

Anyone, at any age, can be a business entrepreneur! Children will turn their ideas into retail products by designing

and building a prototype of a perfect tool that everybody needs.

Children learn the fundamentals of product design. They brainstorm, sketch, and assess their concepts for a new, practical product. They plan, sketch and sculpt with mixed media to create their product prototypes.




Universal Treehouse: Universal Accessible Design

We're making the rainforest our home for a year! The mission involves making a treehouse that is animal-proof and universally

accessible for researchers of all abilities!

In this class, children use design thinking and mixed media to plan and create their concepts, considering the needs of researchers with disabilities. They learn about universal design and accessibility through the process!



Wild Animation: Animation Design

Let's travel into the woods! Children will design a storyboard to spread the word about protecting this cool

ecosystem! They'll also make a flipbook to see how film animators connect images to create moving pictures.

This class teaches children about animation and storyboard design. They learn to plan and draw, creating a compelling story through a series of images.



ARTIST'S PASSPORT - Travel the World through Art!

Children embark on an around-the-world cultural adventure. They explore far-off places and learn about the people who live there, from the Americas to Polynesia, from the city to the countryside. They make different masterpieces with each project, such as drums, masks, canvases, prints, buses, and more!



Aboriginal Dot Art: Australia

We are entering Australia's Western Desert and seeing how family stories are carried from generation to generation. Every family has its story, and we will

pass on our personal tales with the dot art technique used by Australia's Aboriginal peoples.

Children explore the culture of Aboriginal Australians and learn the techniques of dot art. Using inspiration from real Aboriginal dot art, they create their own personal dot art maps and stories while exercising their creativity and storytelling skills.



Animal Sculptures: Mexico

Let's go to Oaxaca, Mexico, and learn the story of the alebrije dream and how it unleashed a whole new art form. We'll take our creativity

to the wild side by blending fauna and flora into amazing animal sculptures.

Children learn about the history of Mexico and sculpture principles. They use their creativity and are inspired by real Mexican alebrijes to brainstorm, sketch, plan, and sculpt their own versions of these magical creatures.




Block Printing: Europe

Block printing concepts from the East were brought to the West, and the art of wallpaper began in Europe. Let's admire European wallpaper styles and

then design and print our own block patterns!

This class teaches children about European history and block printing techniques. They use real wallpaper prints from England and France as inspiration to brainstorm, sketch, plan, and create their own unique block prints.



Imperial Jeweled Eggs

We're sneaking a peek at a collection of treasures made for royalty! We will learn about the ornate and precious gifts created for the czar over 100

years ago and use our creativity to make our own exquisite treasure.

Children will learn about the history of Russia and sculpting basics. They will draw inspiration from Imperial eggs to design and sculpt their own unique versions of these eggs.



Mud Art: Africa

Let's take a closer look at textiles and their designs – the symbols, patterns, and borders on a cloth can be used to tell stories. Then, we will create a wall hanging

using earthen colors!

Children learn about Senufo people's culture in Côte d'Ivoire and how to paint symbolic designs on cloth using stencils. They get inspiration from real Korhogo cloth paintings and create their own personal versions.



Rattle Drums: China

Let's learn the movement and flow in calligraphy and then turn our ideas into images! We'll preserve Chinese characters on a rattle drum,

called a Bo Lang Gu, to play at home.

Children learn about Chinese culture and calligraphy history. They practice painting common words and images using brushstrokes and add them to a Chinese toy or instrument that they build.



Tiki Masks: Polynesia

Let's explore Polynesian culture by creating tiki masks! We will discover how the people of Polynesia stayed connected with nature by creating these

carvings, and design our own stylized faces to connect with the forces of nature.

Children are introduced to Polynesian cultures, tiki carvings, and mask design. They use real Polynesian tikis as inspiration to create their own personalized versions of these stylized faces through brainstorming, sketching, and planning.



Truck Art: Pakistan

We're driving into a kaleidoscope of colors when we visit Pakistan! We will observe the basics of Pakistani truck art, and apply what we


learn to create our own eye-catching model buses.

Children learn about Pakistani culture and the art of decorating trucks and buses while imagining and designing their unique model buses. They use real designs from Pakistan to inspire and create their own versions using their creativity and planning skills.



WILD WORLD - The Art of Conservation

Children explore the wonder of the animal kingdom and discover nature in a way that inspires empathy, curiosity, and creativity. From frog paintings to ink-diffusion jellyfish, they learn about many different animals and how wildlife conservationists are working to protect species around the world.



Coiled Turtles: Sheltering Shells

Turtles come in many shapes and sizes and can be found in different habitats. They also face many threats, so they need our

help! Let's create unique turtle sculptures to inspire people and raise awareness.

This class teaches kids about turtles and the work of turtle conservationist Kimberly Stewart. They learn the difference between turtles and tortoises and use sculpting techniques to create their own turtle sculptures. They plan and test colors and patterns for their sculptures, inspired by real turtles and tortoises, and bring them to life using markers and paint.




Dancing Jellyfish: Ocean Aid

Let's dive into the oceanic world and learn about the mysterious jellyfish! We also learn about underwater ecosystems with conservationist Jacques

Cousteau and marine life artist Wyland.

The class teaches drawing techniques and highlights the importance of marine ecosystems. Children learn about jellyfish and marine conservation, inspired by marine life artist and conservationist Wyland. They create mixed-media, 3D jellyfish sculptures using ink diffusion to add their own creative touch.




Elephant Silhouettes: Saving the Savanna

Elephants are the largest land mammals on Earth! Let's learn about these gentle giants, and the conservationists working to

protect them, while creating our own elephant art piece!

In this class, children learn about elephants and conservationist Dame Daphne Sheldrick's work. They create their own elephant drawings and use a chalk transfer technique to prepare their canvases. The final paintings depict elephant silhouettes against a sunset background.



Lion Sculptures: Protecting the Pride

Lions are majestic animals and fearsome predators. Let's find out more about this vulnerable species and some of the people

working to protect them!

In this class, children learn about lions and the work of conservationist Guy Western in Kenya. They use sculpting techniques to create lion sculptures and design box dioramas inspired by the African savanna, where lions live.



Polar Bear Models: Arctic Awareness

Polar bears are amazing animals that face many threats to their survival. Kids imagine what life is like for them in the

Arctic and join the conservation movement with art.

Children in this class learn about polar bears and the work of Arctic conservationist Mardy Murie. Using sculpting techniques, they create their own polar bear sculptures inspired by real-life bears. They experiment with colors and textures and use paint and mixing mediums to bring their creations to life.



Speckled Frogs: Amphibian Alliance

Frogs come in many colors and patterns. Some are bold, and some are camouflaged. Children will find out more

about them and paint speckled watercolor frogs.

In this class, children learn about various types of frogs living in different habitats. They are introduced to conservationist Edgardo Griffith and his work to protect these amphibians. Children create vibrant frog paintings using watercolor paints, and learn a salt technique to add a speckled effect. They also learn to draw frogs using different techniques.




Slithering Snakes: Rescuing Reptiles

Let's explore the world of snakes and their unique textures, colors, and patterns! Children will learn about "The

Snake Man of India" and his efforts to protect snakes.

In this class, children explore the world of snakes and learn about the conservation efforts of Romulus Whitaker in India. They discover the various patterns and colors of snakes and use their creativity to design their own three-dimensional snakes using patterning and coloring techniques.



Watercolor Sharks and Fish: Safeguarding the Sea

The streamlined shapes of sharks and fish are perfect for living underwater. Kids use watercolor paint to create


a colorful scene under the sea and learn about conservationist Eugenie Clark's research and work.

Children learn about marine conservation through this class, which focuses on sharks and reef fish. They discover the work of conservationist Eugenie Clark, draw these creatures, and create colorful coral reefs. Using a "wax-resist" technique, they add a watery blue wash to their art, bringing their ocean-inspired masterpieces to life.



ARTBLAZERS - Artists Who Changed the World

Children discover inspiring masterpieces and artists who have changed the world of art and the world as we know it, from Frida Kahlo to Keith Haring. Children design a different, unique, artist-inspired creation each class. We encourage them to create the change that they want to see in the world!



Art for the People: Inspired by Keith Haring

We bring street art to the classroom! Kids learn to create their own dancing characters and iconic symbols from Keith

Haring, one of the most famous street artists of all time.

This class introduces children to the art of Keith Haring, one of the most famous street artists of all time. Children learn how Keith Haring turned public places previously not considered "serious" art sites into venues with artistic and social messages. They will deepen their understanding by designing symbols inspired by Keith Haring's art and creating pop-up dancing characters.



Creative Kids: Inspired by YOU!

Now it's your turn to make art and change the world! Kids learn about their peers around the world who are making an

impact on society by creating art.

Children learn about the UN Sustainable Development Goals and use them as inspiration to create positive and inspiring art that envisions a better world. Through a variety of materials, children can choose the art medium that best communicates their message, whether it be a poster, sculpture, or mixed-media creation.




Cut and Paste: Inspired by Hannah Höch

This project is all about cutting, tearing, arranging, and gluing photos from a Dada perspective, just like artist

Hannah Höch!

In this class, children learn about the art of Hannah Höch and photomontage techniques. They explore the Dada movement and its influence on Höch's art. Using mixed media, they learn collage-making skills and develop their planning abilities. The children recombine and juxtapose images and words to explore the relationship between nature and industry from a Dada perspective.



Magic Self-Portraits: Inspired by Frida Kahlo

We step into the shoes of Mexican artist Frida Kahlo! She created over 100 self-portraits that expressed her reality and

her ideals.

This class explores the art of Frida Kahlo, a trailblazing artist who used self-portraits to express her individuality. Children learn about her Magic Realism style and how to draw a face. They mix and blend colors to paint their own self-portraits with a mirrored background that invites the viewer into the painting.



Picture Peace: Inspired by Pablo Picasso

What does peace mean to you? In this class, kids visit Picasso’s art world and make creations inspired by his painting

“Guernica,” one of the greatest anti-war artworks in the world.

This class introduces children to the art of Pablo Picasso. Children learn about the characteristics of Picasso’s cubist art style. They also learn about Picasso’s passion for the Peace Movement and his call for people to join together in love and harmony. Then, children will deepen their understanding by turning their ideas about peace into a Cubist-inspired drawing.



Story Quilts: Inspired by Faith Ringgold

We enter the dreams of African American artist Faith Ringgold, where she is always freely flying and dancing!

Children learn about Faith Ringgold and her story quilts. They will learn about Ringgold’s colorful story quilts about her memories, her dreams, and the civil rights movement. Children will design and create their own story quilts while using a foam print technique to create colorful backgrounds. Their story quilt will share a memorable, positive life moment.




Pop Art: Inspired by Andy Warhol

Kids will look at things around us through the eyes of pop artist Andy Warhol! He made everyday objects such as soup

cans and boxes into some of the most influential artwork of the last century.

Children learn about Andy Warhol’s art and his involvement in the Pop Art movement. They transform everyday objects into artworks, drawing them with basic shapes and shading techniques. They then use a layered painting technique to create their own pop art piece.



Wishing Trees: Inspired by Yoko Ono

We learn about Japanese American artist Yoko Ono. She loves to experiment with art, and make art that people can


contribute to.

In this class, children learn about Yoko Ono, a conceptual artist who uses art to raise awareness about humanitarian and environmental issues. They create paper wish tree sculptures and explore her instructional poems and collaborative methods. Yoko Ono encourages everyone to participate in collaborative art projects, which the children will experience in this class.



LEGENDS AND LORE - Unleashing Creativity through Myths and Mystery

From sea creatures of the deep to phoenixes in the sky, children discover and explore legends and lore across time, space, and culture. Children learn and tell their stories about nature, emotions, and ideas through painting, sculptures and other works of art.




Cave Crawlers: The Grootslang

Get ready for an adventure in art while learning about the Grootslang, a legendary creature that is part elephant

and part snake. It guards riches deep within a cave and it is said to be both clever and powerful!

In this class, children will learn about the stories surrounding the Grootslang, a mythical South African creature. They will also discuss the possible origins of this legend. Inspired by stories and artwork of the Grootslang, they will create their own Grootslang sculptures using Model Magic, and then bring them to life with color!




Clay Guardians: The Golem

Have you ever heard of the mythical creature called the Golem? Come learn about this legendary, man-made creature, and the tale of how it was

sculpted from clay and brought to life.

Children will explore the captivating stories of the mythical Golem, gaining insights into cultural legends and the importance of folklore. They will use air dry clay to craft their own sculptures inspired by the Golem stories, while thinking about legendary creatures and their place in cultural heritage.



Creatures of the Deep: The Kraken

Release the Kraken! The Kraken is a mythical sea creature. It may have been inspired by sailors' sightings of real ocean

creatures like the giant squid. Now it's your turn to create a mixed media sculpture and bring this many-armed legend to life!

Children will learn about this legendary sea creature. They will gain a deeper understanding of cultural narratives and the real-world origins of this legend. Then, they will hone their sculpting skills and unleash their creativity as they create mixed-media Kraken sculptures.



Fantastic Tales: My Creature

Are you ready to create your own mythical creature? Use your knowledge of legends from all around the world to invent your own stories and

create unique, one-of-a-kind creatures!

In this class, kids will synthesize what they have learned about myths and legendary creatures from around the world. They will make connections about the origins of myths across different cultures. Then, children will develop their own stories, and use their imaginations and an array of art materials to make a collage creature card.



Mysterious Waters: Lake Serpents

Let's dive into the legends of North America's Great Lakes region. From First Nations lore to modern-day accounts, these

waters are full of history and mystery.

Drawing inspiration from creatures like the meteor dragon and the underwater panther, children will paint their own lake serpents against a vibrant, watercolor background.



Prowling Tricksters: The Manticore

Let's journey back in time to uncover the enchanting realm of ancient Persian mythology and the mysterious Manticore!

In this class, children will explore ancient Persian mythology. They will practice their sculpting techniques to shape a relief sculpture of the Manticore—a creature with a lion's body, a human head, and the tail of a scorpion or dragon. They will also create grassy hiding spots for their Manticores, bringing traditional tales to life through artistic expression.




Sea to Sky: The Kung Peng

Let's hear the tales of the legendary Kun Peng! This mystical bird-fish is said to be capable of remarkable transformations, and can swim

and soar across vast distances!

This class offers a unique blend of artistic expression and cultural exploration. Children will learn about the Kun Peng's significance in traditional Chinese culture. They will explore possible origins of this legend. Then children will use crayon-resist watercolor techniques to draw the Kun Peng soaring in the sky!



Wide-Eyed Giants: The Cyclops

Get ready for an epic adventure with the fierce Greek monster, the Cyclops! We will be using the magic of pop-ups to bring

the legendary Cyclops to life!

This class introduces students to the Greek legends surrounding the Cyclops, sparking their interest in folklore and history. Through cutting, folding, and coloring paper, kids will craft their own Cyclops with a striking eye that opens and closes.




Wings Ablaze: The Phoenix

Are you ready to explore the mythical creature Phoenix through your own artistic creations? The Phoenix is a magical bird that is said to be

able to rise from its own ashes!

In this class, children will learn the history of the Phoenix legend, and explore the significance of the Phoenix in various cultures. Then, they will create Phoenix paintings on canvas boards. While painting, children are also encouraged to think about the themes of renewal and resilience embodied by this mythical bird.



Woolly Wonders: The Yeti and Sasquatch

Let's explore the world of the mysterious Yeti, Sasquatch and Bigfoot by looking into the cultural history and legends

surrounding these elusive beasts!

This class introduces children to two humanlike mythical creatures – the Yeti and the Sasquatch. Children discover the similarities and differences between these two. Then, they use their imaginations to sculpt them in forests or mountaintops.

BIRTHDAY PARTIES

Make special memories while encouraging the development of self-expression and creativity! If your child enjoys art, then our art party is sure to make their day! During the one-hour party, the birthday child and each of their guests get to create their own unique take on a fun art project, take pictures with their friends and creations in our colorful selfie frame, and carry their masterpieces home in their very own reusable Color-Me Tote Bag.





Magical Creatures: Dragons and Unicorns

Kids choose between two magical creatures. They design and paint a unique canvas background, creating their own fantasy world, and then add a sculpted dragon or unicorn head to give it a three-dimensional pop. No two projects are alike!



Animal Emojis: Expressive Sculptures

Kids learn how to use simple lines and images to express emotions – from curious to excited, from skeptical to surprised! They experiment with color and sculpt their very own expressive animal emojis on a pop-art style canvas!




Pillow Prints: Design Your Dreams

Kids dream big at this creative party! First, they learn about color and interior design. Then, they explore their imaginations to create pillowcases that represent their dreams, goals, and aspirations! Kids draw creative ideas onto sandpaper, and we transfer these drawings onto a pillowcase they can decorate and keep. Rest assured that this party will inspire sweet dreams!

CAMPS AND SUMMER AND VACATION PROGRAMS

Our camps and summer programs keep kids engaged and learning even when they're not in school. They are fun and stimulate creativity, but not at the expense of education. They keep kids inspired and asking questions; no summer brain drain here! What's more, they inspire empathy and understanding.






WORLD OF DESIGN - Think it! Draw it! Make it!

Journey to the farthest reaches of the imagination while learning about the ocean, the rainforest, Mars, a futuristic city, and more! Children learn many art techniques, such as sculpting and storyboarding, while discovering design careers like graphic design and universal design.

The IDEA Design Process is a key part of this program. Each day, children Identify a problem, Define their needs, Explore their ideas and materials, and finally Assess their designs.



Comic Book Heroes: Costume Fashion Design

We're dressing up our very own superhero! Children create superheroes with mixed media to kick-start the ultimate comic

book star and tell a cool story!

Children learn fashion design and comic book illustration during this camp day. They use design thinking to create a new superhero with a costume that reflects their superpowers. They practice planning, drawing, and collage-making skills to design the different elements of the suit.



Futureville: Urban Design

We're designing a city of the future! Our mission is to create a pop-up vision of a future metropolis whose citizens get around safely on foot, on

wheels, and in flight!

In this creative hands-on project, children learn about urban design. They use planning, drawing, and layout skills to create their city model concepts. They explore the best ways to arrange buildings and transportation systems in a future city!



Custom Cards: Greeting Card Design

Cards are a great way to send a message, from "Happy Birthday" to "Happy Holidays." Let's design the ultimate greeting

card!

Through this camp day, children will learn about greeting card design and pop-up techniques and craft their own card messages. Children will learn to add fun words and pictures to their cards. They will make their messages stand out with pop-ups and pops of color while designing a unique greeting card.



Game On: Board Game Design

Let's create a board game that teaches players about the wonders of ocean life! At the end of this camp day, children

can take their games home to play with friends and family.

This program is all about board game design. Children will brainstorm, sketch, build, test, and improve their game designs. They will develop planning, drawing, and sculpting skills, while thinking about theming and game strategy, to engage in hands-on creativity and design.



Mars Habitat: Architectural Design

Our mission is to design a habitat for a Martian colony. Children will explore architectural design to imagine

a practical home for people living on Mars. Then, they will create their own 3-D models.

Children learn the basics of architecture and sculpture during this camp day. They develop concepts for a habitat on Mars. Then they use sketching and sculpting techniques to create their Martian habitat models.



My Style: Fashion Design

We're dreaming and designing to find our own personal style - let's create our wearable t-shirt designs!

Through this camp day, kids will learn about what fashion designers do and develop their own design ideas for t-shirts. They will learn about the tape-resist technique, paint on their t-shirts, and use fabric markers to add details. In the end, they will wear their masterpieces home!



Picture Perfect: Movie Poster Design

We have been challenged to create a poster to promote a movie. Children will learn and experiment with the elements

of graphic design to create exciting, eye-catching posters.

Children will be introduced to basic graphic design principles during this camp day. They use design thinking to brainstorm, sketch, and evaluate movie poster concepts, applying planning and layout skills to tell a story with a single image!




Pitch Your Product: Practical Product Design

Anyone, at any age, can be a business entrepreneur! Children will turn their ideas into retail products by designing

and building a prototype of a perfect tool that everybody needs.

Children learn the fundamentals of product design. They brainstorm, sketch, and assess their concepts for a new, practical product. They plan, sketch and sculpt with mixed media to create their product prototypes.




Universal Treehouse: Universal Accessible Design

We're making the rainforest our home for a year! The mission involves making a treehouse that is animal-proof and universally

accessible for researchers of all abilities!

Children use design thinking and mixed media to plan and create their concepts, considering the needs of researchers with disabilities. They learn about universal design and accessibility through the process!



Wild Animation: Animation Design

Let's travel into the woods! Children will design a storyboard to spread the word about protecting this cool

ecosystem! They'll also make a flipbook to see how film animators connect images to create moving pictures.

This camp day teaches children about animation and storyboard design. They learn to plan and draw, creating a compelling story through a series of images.



ARTIST'S PASSPORT - Travel the World through Art!

Children embark on an around-the-world cultural adventure. They explore far-off places and learn about the people who live there, from the Americas to Polynesia, from the city to the countryside. They make different masterpieces in each project, such as drums, masks, canvases, prints, buses, and more!




Aboriginal Dot Art: Australia

We are entering Australia's Western Desert and seeing how family stories are carried from generation to generation. Every family has its story, and we will

pass on our personal tales with the dot art technique used by Australia's Aboriginal peoples.

Children explore the culture of Aboriginal Australians and learn the techniques of dot art. Using inspiration from real Aboriginal dot art, they create their own personal dot art maps and stories while exercising their creativity and storytelling skills.



Animal Sculptures: Mexico

Let's go to Oaxaca, Mexico, and learn the story of the alebrije dream and how it unleashed a whole new art form. We'll take our creativity

to the wild side by blending fauna and flora into amazing animal sculptures.

Children learn about the history of Mexico and sculpture principles. They use their creativity and are inspired by real Mexican alebrijes to brainstorm, sketch, plan, and sculpt their own versions of these magical creatures.




Block Printing: Europe

Block printing concepts from the East were brought to the West, and the art of wallpaper began in Europe. Let's admire European wallpaper styles and

then design and print our own block patterns!


This camp day teaches children about European history and block printing techniques. They use real wallpaper prints from England and France as inspiration to brainstorm, sketch, plan, and create their own unique block prints.



Fish Printing: Japan

Let's learn about some traditional Japanese art forms and then create fish prints and miniature, desk-sized screens!

Children learn about the art form of fish printing, its origins in Japanese culture, and how it evolved as a way for fishermen to record their catches. They also develop their design skills by learning the process of making fish prints with synthetic fish. Then they will create their own unique designs. In addition, children will learn about the function and origin of Japanese screens, developing cultural awareness and appreciation..



Imperial Jeweled Eggs

We're sneaking a peek at a collection of treasures made for royalty! We will learn about the ornate and precious gifts created for the czar over 100

years ago and use our creativity to make our own exquisite treasure.

Children will learn about the history of Russia and sculpting basics. They will draw inspiration from Russian Imperial eggs to design and sculpt their own unique versions of these eggs.




Mud Art: Africa

Let's take a closer look at textiles and their designs – the symbols, patterns, and borders on a cloth can be used to tell stories. Then, we will create a wall hanging

using earthen colors!

Children learn about Senufo people's culture in Côte d'Ivoire and how to paint symbolic designs on cloth using stencils. They get inspiration from real Korhogo cloth paintings and create their own personal versions.



Pacific Coast Art: Pacific Northwest

We will learn about the Pacific First Nations peoples' traditions of symbols, crests, and totem poles!

Through this activity, children can learn about the Pacific First Nations peoples' rich cultural traditions of symbolism, including the special meanings of animals, crests, and totem poles. Learning from their style and heritage, children will draw their own stylized figures, and then sculpt them onto a miniature totem pole.



Rattle Drums: China

Let's learn the movement and flow in calligraphy and then turn our ideas into images! We'll preserve Chinese characters on a rattle drum,

called a Bo Lang Gu, to play at home.

Children learn about Chinese culture and calligraphy history. They practice painting common words and images using brushstrokes and add them to a Chinese toy or instrument that they build.



Tiki Masks: Polynesia

Let's explore Polynesian culture by creating tiki masks! We will discover how the people of Polynesia stayed connected with nature by creating these

carvings, and design our own stylized faces to connect with the forces of nature.

Children are introduced to Polynesian cultures, tiki carvings, and mask design. They use real Polynesian tikis as inspiration to create their own personalized versions of these stylized faces through brainstorming, sketching, and planning.



Truck Art: Pakistan

We're driving into a kaleidoscope of colors when we visit Pakistan! We will observe the basics of Pakistani truck art, and apply what we


learn to create our own eye-catching model buses.

Children learn about Pakistani culture and the art of decorating trucks and buses while imagining and designing their unique model buses. They use real designs from Pakistan to inspire and create their own versions using their creativity and planning skills.



WILD WORLD - The Art of Conservation

Children explore the wonder of the animal kingdom and discover nature in a way that inspires empathy, curiosity, and creativity. From frog paintings to ink-diffusion jellyfish, they learn about many different animals and how wildlife conservationists are working to protect species around the world.




Coiled Turtles: Sheltering Shells

Turtles come in many shapes and sizes and can be found in different habitats, but they also face many threats, so they

need our help! Let's create unique turtle sculptures to inspire people and raise awareness.

This camp day teaches kids about turtles and the work of turtle conservationist Kimberly Stewart. They learn the difference between turtles and tortoises and use sculpting techniques to create their own turtle sculptures. They plan and test colors and patterns for their sculptures, inspired by real turtles and tortoises, and bring them to life using markers and paint.




Elephant Silhouettes: Saving the Savanna

Elephants are the largest land mammals on Earth! Let's learn about these gentle giants, and the conservationists working to

protect them, while creating our own elephant art piece!

During this camp day, children learn about elephants and conservationist Dame Daphne Sheldrick's work. They create their own elephant drawings and use a chalk transfer technique to prepare their canvases. The final paintings depict elephant silhouettes against a sunset background.




Dancing Jellyfish: Ocean Aid

Let's dive into the oceanic world and learn about the mysterious jellyfish! We also learn about underwater ecosystems with conservationist Jacques

Cousteau and marine life artist Wyland.

The camp day teaches drawing techniques and highlights the importance of marine ecosystems. Children learn about jellyfish and marine conservation, inspired by marine life artist and conservationist Wyland. They create mixed-media, 3D jellyfish sculptures using ink diffusion to add their own creative touch.




Hanging with Orangutans: Friends of the Forest

Orangutans are one of the great apes and are the largest tree-dwelling mammals on Earth. Let's discover

the fascinating world of orangutans, and a conservationist who has devoted over four decades to their study and protection.

On this camp day, kids learn about the importance of conservation and the role of scientists in studying and protecting endangered species like orangutans. They will sculpt an orangutan and create a tree habitat for their orangutan to hang out! Kids develop empathy and appreciation for animals and their habitats, fostering a sense of responsibility for their well-being.



Lion Sculptures: Protecting the Pride

Lions are majestic animals and fearsome predators. Let's find out more about this vulnerable species and some of the people

working to protect them!

On this camp day, children learn about lions and the work of conservationist Guy Western in Kenya. They use sculpting techniques to create lion sculptures and design box dioramas inspired by the African savanna, where lions live.



Polar Bear Models: Arctic Awareness

Polar bears are amazing animals that face many threats to their survival. Kids imagine what life is like for them in the

Arctic and join the conservation movement with art.

Children learn about polar bears and the work of Arctic conservationist Mardy Murie. Using sculpting techniques, they create their own polar bear sculptures inspired by real-life bears. They experiment with colors and textures and use paint and mixing mediums to bring their creations to life.



Speckled Frogs: Amphibian Alliance

Frogs come in many colors and patterns. Some are bold and some are camouflaged. Children will find out more

about them and paint speckled watercolor frogs.

In this camp day, children learn about various types of frogs living in different habitats. They are introduced to conservationist Edgardo Griffith and his work to protect these amphibians. Children create vibrant frog paintings using watercolor paints and learn a salt technique to add a speckled effect. They also learn to draw frogs using different techniques.



Owl Collage: Helping and Healing

From snowy tundra to dense forests, we can find owls all over the world. We will create a project featuring these intriguing

birds who are master hunters!

On this camp day, kids learn about the importance of wildlife rehabilitation and the dedicated work of conservationists in protecting North American owl species. Through the creation of a collage of an owl face using paper strips, children develop their artistic skills and learn about the intricate details of owl feathers.




Slithering Snakes: Rescuing Reptiles

Let's explore the world of snakes and their unique textures, colors, and patterns! Children will learn about "The

Snake Man of India" and his efforts to protect snakes.

On this camp day, children explore the world of snakes and learn about the conservation efforts of Romulus Whitaker in India. They discover the various patterns and colors of snakes and use their creativity to design their own three-dimensional snakes using patterning and coloring techniques.



Watercolor Sharks and Fish: Safeguarding the Sea

The streamlined shapes of sharks and fish are perfect for living underwater. Kids use watercolor paint to create

a colorful scene under the sea and learn about conservationist Eugenie Clark's research and work.

Children learn about marine conservation through this camp day, which focuses on sharks and reef fish. They discover the work of conservationist Eugenie Clark, draw these creatures, and create colorful coral reefs. Using a "wax-resist" technique, they add a watery blue wash to their art, bringing their ocean-inspired masterpieces to life.



ARTBLAZERS - Artists Who Changed the World

Children discover inspiring masterpieces and artists who have changed the world of art and the world as we know it, from Frida Kahlo to Keith Haring. Children design a different, unique, artist-inspired creation each camp day. We encourage them to create the change that they want to see in the world!



Art for the People: Inspired by Keith Haring

We bring street art to camp! Kids learn to create their own dancing characters and iconic symbols from Keith Haring, one

of the most famous street artists of all time.

This camp day introduces children to the art of Keith Haring, one of the most famous street artists of all time. Children learn how Keith Haring turned public places previously not considered “serious” art sites into venues with artistic and social messages. They will deepen their understanding by designing symbols inspired by Keith Haring’s art and creating pop-up dancing characters.




Creating Hope: Inspired by Humanity

Art can honor and celebrate humanity. All around the world, people are creating murals, parks, and mosaics to inspire

hope and positive change. Let’s join in!

During this camp day, children will be introduced to artist Lily Yeh’s art and learn about the power of art to transform communities and inspire change. Inspired by Yeh’s artwork, children will envision a model community park and imagine ways to transform their own neighborhoods through beautiful murals and mosaics. Children develop a sense of community and social responsibility, and are encouraged to take action to improve their own communities through the transformative power of art.




Creative Kids: Inspired by YOU!

Now it’s your turn to make art and change the world! Kids learn about their peers around the world who are making an

impact on society by creating art.

Children learn about the UN Sustainable Development Goals and use them as inspiration to create positive and inspiring art that envisions a better world. Through a variety of materials, children can choose the art medium that best communicates their message, whether it be a poster, sculpture, or mixed-media creation.




Cut and Paste: Inspired by Hannah Höch

This project is all about cutting, tearing, arranging, and gluing photos from a Dada perspective, just like artist

Hannah Höch!

During this camp day, children learn about the art of Hannah Höch and photomontage techniques. They explore the Dada movement and its influence on Höch’s art. Using mixed media, they learn collage-making skills and develop their planning abilities. The children recombine and juxtapose images and words to explore the relationship between nature and industry from a Dada perspective.



Magic Self-Portraits: Inspired by Frida Kahlo

We step into the shoes of Mexican artist Frida Kahlo! She created over 100 self-portraits that expressed her reality and

her ideals.

This camp day explores the art of Frida Kahlo, a trailblazing artist who used self-portraits to express her individuality. Children learn about her Magic Realism style and how to draw a face. They mix and blend colors to paint their own self-portraits with a mirrored background that invites the viewer into the painting.



Pop Art: Inspired by Andy Warhol

We will look at things around us through the eyes of pop artist Andy Warhol! He made everyday objects such as soup

cans and boxes into some of the most influential artwork of the last century.


Children learn about Andy Warhol's art and his involvement in the Pop Art movement. They transform everyday objects into artworks, drawing them with basic shapes and shading techniques. They then use a layered painting technique to create their own pop art piece.



Story Quilts: Inspired by Faith Ringgold

We enter the dreams of African American artist Faith Ringgold, where she is always freely flying and dancing!

Children learn about Faith Ringgold and her story quilts. They will learn about Ringgold's colorful story quilts about her memories, her dreams, and the civil rights movement. Children will design and create their own story quilts while using a foam print technique to create colorful backgrounds. Their story quilt will share a memorable, positive life moment.



Picture Peace: Inspired by Pablo Picasso

What does peace mean to you? Let's visit Picasso's art world and make creations inspired by his painting "Guernica," one of the

greatest anti-war artworks in the world.


This camp day introduces children to the art of Pablo Picasso. Children learn about the characteristics of Picasso's cubist art style. They also learn about Picasso's passion for the Peace Movement and his call for people to join together in love and harmony. Then, children will deepen their understanding by turning their ideas about peace into a Cubist-inspired drawing.



Project Planet: Inspired by Nature

Let's learn about collaborative community art projects that are changing minds and changing pollution laws!

Children learn about the power of art in raising awareness and inspiring respect for nature through artist Carrie Ziegler's art. They create their own hanging mobiles inspired by the beauty of the natural world. Through this process, children develop their artistic skills, express their appreciation for nature, and learn about taking action to protect the planet and its many wonders.



Wishing Trees: Inspired by Yoko Ono

We learn about Japanese-American artist Yoko Ono. She loves to experiment with art, and make art that people can


contribute to.

During this camp day, children learn about Yoko Ono, a conceptual artist who uses art to raise awareness about humanitarian and environmental issues. They create paper wish tree sculptures and explore her instructional poems and collaborative methods. Yoko Ono encourages everyone to participate in her collaborative art projects, which the children will experience on this camp day.



LEGENDS AND LORE - Unleashing Creativity through Myths and Mystery

From sea creatures of the deep to phoenixes in the sky, children discover and explore legends and lore across time, space, and culture. Children learn and tell their stories about nature, emotions, and ideas through painting, sculptures and other works of art.




Cave Crawlers: The Grootslang

Get ready for an adventure in art while learning about the Grootslang, a legendary creature that is part elephant

and part snake. It guards riches deep within a cave and it is said to be both clever and powerful!

In this camp day, children will learn about the stories surrounding the Grootslang, a mythical South African creature. They will also discuss the possible origins of this legend. Inspired by stories and artwork of the Grootslang, they will create their own Grootslang sculptures using Model Magic, and then bring them to life with color!



Creatures of the Deep: The Kraken

Release the Kraken! The Kraken is a mythical sea creature. It may have been inspired by sailors' sightings of real ocean

creatures like the giant squid. Now it's your turn to create a mixed media sculpture and bring this many-armed legend to life!

Children will learn about this legendary sea creature. They will gain a deeper understanding of cultural narratives and the real-world origins of this legend. Then, they will hone their sculpting skills and unleash their creativity as they create mixed-media Kraken sculptures.



Clay Guardians: The Golem

Have you ever heard of the mythical creature called the Golem? Come learn about this legendary, man-made creature, and the tale of how it was

sculpted from clay and brought to life.

Children will explore the captivating stories of the mythical Golem, gaining insights into cultural legends and the importance of folklore. They will use air dry clay to craft their own sculptures inspired by the Golem stories, while thinking about legendary creatures and their place in cultural heritage.



Fantastic Tales: My Creature

Are you ready to create your own mythical creature? Use your knowledge of legends from all around the world to invent your own stories and

create unique, one-of-a-kind creatures!

During this camp day, kids will synthesize what they have learned about myths and legendary creatures from around the world. They will make connections about the origins of myths across different cultures. Then, children will develop their own stories, and use their imaginations and an array of art materials to make a collage creature card.



Mysterious Waters: Lake Serpents

Let's dive into the legends of North America's Great Lakes region. From First Nations lore to modern-day accounts, these

waters are full of history and mystery.

Drawing inspiration from creatures like the meteor dragon and the underwater panther, children will paint their own lake serpents against a vibrant, watercolor background.



Sea to Sky: The Kung Peng

Let's hear the tales of the legendary Kun Peng! This mystical bird-fish is said to be capable of remarkable transformations, and can swim

and soar across vast distances!

This camp day offers a unique blend of artistic expression and cultural exploration. Children will learn about the Kun Peng's significance in traditional Chinese culture. They will explore possible origins of this legend. Then children will use crayon-resist watercolor techniques to draw the Kun Peng soaring in the sky!



Wings Ablaze: The Phoenix

Are you ready to explore the mythical creature Phoenix through your own artistic creations? The Phoenix is a magical bird that is said to be

able to rise from its own ashes!

Children will learn the history of the Phoenix legend, and explore the significance of the Phoenix in various cultures. Then, they will create Phoenix paintings on canvas boards. While painting, children are also encouraged to think about the themes of renewal and resilience embodied by this mythical bird.



Prowling Tricksters: The Manticore

Let's journey back in time to uncover the enchanting realm of ancient Persian mythology and the mysterious Manticore!

During this camp day, children will explore ancient Persian mythology. They will practice their sculpting techniques to shape a relief sculpture of the Manticore—a creature with a lion's body, a human head, and the tail of a scorpion or dragon. They will also create grassy hiding spots for their Manticores, bringing traditional tales to life through artistic expression.




Wide-Eyed Giants: The Cyclops

Get ready for an epic adventure with the fierce Greek monster, the Cyclops! We will be using the magic of pop-ups to bring

the legendary Cyclops to life!

This camp day introduces students to the Greek legends surrounding the Cyclops, sparking their interest in folklore and history. Through cutting, folding, and coloring paper, kids will craft their own Cyclops with a striking eye that opens and closes.




Woolly Wonders: The Yeti and Sasquatch

Let's explore the world of the mysterious Yeti, Sasquatch and Bigfoot by looking into the cultural history and legends

surrounding these elusive beasts!

This camp theme introduces children to two human-like mythical creatures – the Yeti and the Sasquatch. Children discover the similarities and differences between these two. Then, they use their imaginations to sculpt them in forests or mountaintops.



Crayola® Imagine Arts Academy™



www.imagineartsacademy.com

Last revised 2024.10 | © XYZ LICENSING INC. 2024 – All rights reserved. IMAGINE ARTS ACADEMY and its corresponding logo are trademarks owned by XYZ LICENSING INC. and are used under license. ©2024 Crayola, Easton, PA 18044-0431. CRAYOLA® and all associated trademarks and logos are owned by Crayola and used under license.

